


Extremely Low Resistance Power Wirewounds

PLO Series

- 3 watts to 15 watts
- 0.005 ohm to 0.18 ohm
- $\pm 1\%$, $\pm 2\%$, $\pm 3\%$, $\pm 5\%$, $\pm 10\%$ tolerance



 All Pb-free parts comply with EU Directive 2011/65/EU (RoHS2)

Electrical Data

IRC Type	Power @ 25°C (watts)	Resistance Range (ohms)
PLO-3	3	.005 TO .18
PLO-5	5	.005 TO .18
PLO-7	7	.01 TO .18
PLO-10	10	.01 TO .18
PLO-15	15	.01 TO .18

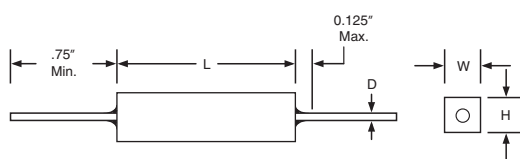
-Inductance less than 10 nanohenries.
TCR ± 30 to $+500$ ppm/°C

NOTE: Standard test points for PLO-3 and PLO-5 are 1.75 in. (44.45mm); test points for PLO-7, PLO-15 are 2.500 in (63.50mm). Consult factory for application.

Please note: When ordering the alternate configuration please add an "A" after the part number. (PLO-3A)

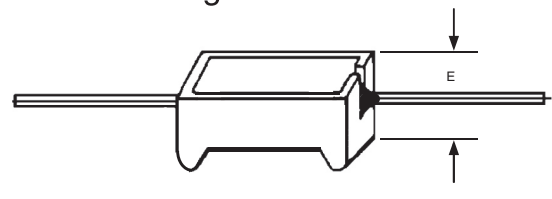
Physical Data

Standard Configuration



Type
PLO

Alternate Configuration



Type
PLO-XA

Dimensions (Inches (mm))

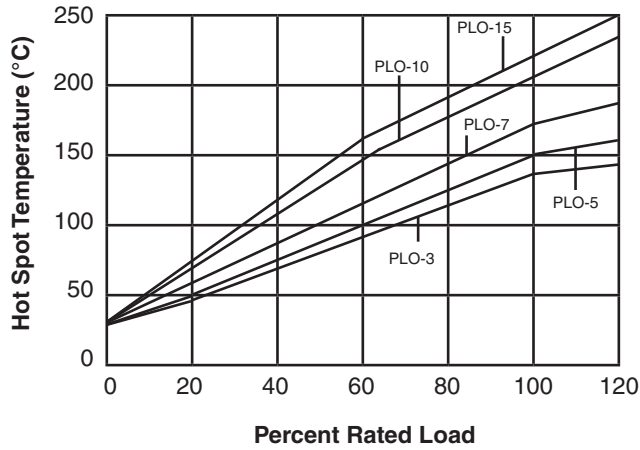
IRC Type	L $\pm .063$ (1.6)	W $\pm .03$ (.8)	H $\pm .03$ (.8)	D - Diameter $\pm .002$ (.05)	E $\pm .03$ (.8)
PLO-3	.88 (22.4)	.31 (7.87)	.31 (7.87)	.040 (1.0)	.38 (9.65)
PLO-5	.88 (22.4)	.38 (9.65)	.35 (8.89)	.040 (1.0)	.41 (10.4)
PLO-7	1.39 (35.3)	.38 (9.65)	.35 (8.89)	.040 (1.0)	.47 (11.9)
PLO-10	1.88 (47.8)	.38 (9.65)	.35 (8.89)	.040 (1.0)	.47 (11.9)
PLO-15	1.88 (47.8)	.50 (12.7)	.50 (12.7)	.040 (1.0)	.63 (16.0)

General Note

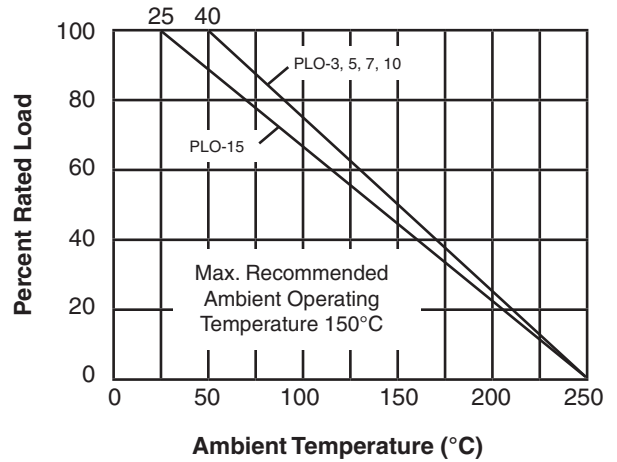
TT Electronics reserves the right to make changes in product specification without notice or liability.
All information is subject to TT Electronics' own data and is considered accurate at time of going to print.

PLO Series

Temperature Rise Chart



Power Derating Curve



Ordering Procedure

This product has two valid part numbers:


European (Welwyn) Part Number: PLO3-R01JI (PLO3, 10 milliohms ±5%, Pb-free)



1	2	3	4	5
Type	Configuration	Value	Tolerance	Packing & Termination Finish
PLO3	Omit for Standard	R = ohms	F* = ±1%	I = Standard packing & Pb-free
PLO5	A = Alternate		G = ±2%	Bulk pack
PLO7			H = ±3%	
PLO10			J* = ±5%	
PLO15			K = ±10%	

* preferred

USA (IRC) Part Number: PLO3R010JLF (PLO3, 10 milliohms ±5%, Pb-free)



1	2	3	4	5
Type	Configuration	Value	Tolerance	Packing & Termination Finish
PLO3	Omit for Standard	R = ohms	F* = ±1%	Omit for SnPb
PLO5	A = Alternate		G = ±2%	LF = Pb-free
PLO7			H = ±3%	Bulk pack
PLO10			J* = ±5%	
PLO15			K = ±10%	

* preferred

General Note

TT Electronics reserves the right to make changes in product specification without notice or liability. All information is subject to TT Electronics' own data and is considered accurate at time of going to print.

Mouser Electronics

Authorized Distributor

Click to View Pricing, Inventory, Delivery & Lifecycle Information:

[TT Electronics:](#)

[PLO10R050F](#) [PLO5AR050J](#) [PLO5R005J](#)